



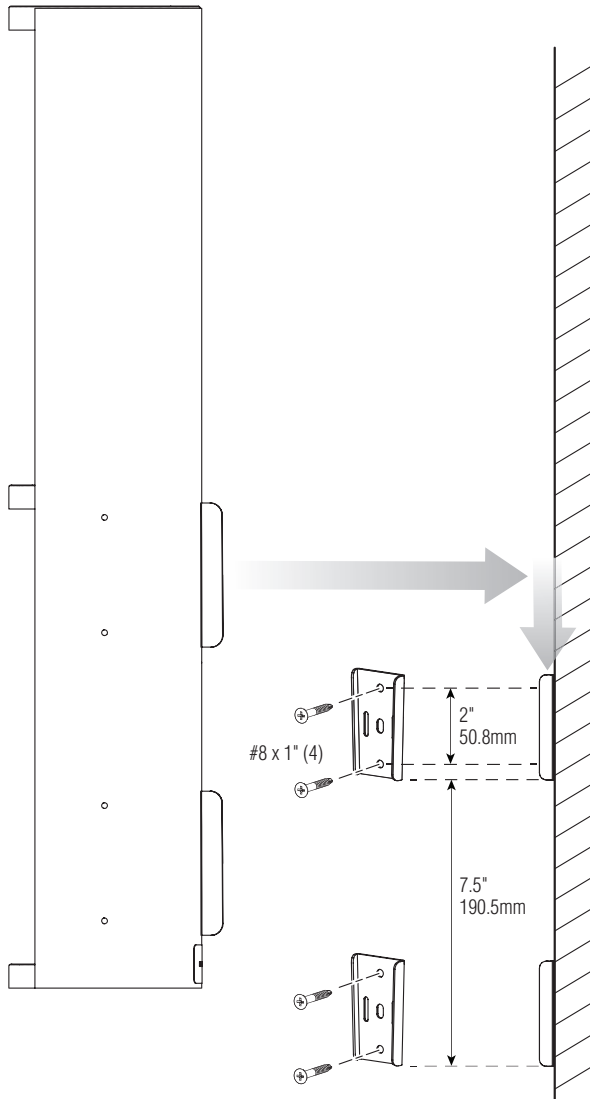
Outperform every day.™

# Installation Instructions

## Wall/Stand Mounted Lid Dispenser

### Mounting

- Wall Mount: See below.
- Rotating Stand: See Rotating Stand Assembly Instructions.



Item No.	Accommodates Cups with Rim Diameter
LD2-2	4 $\frac{1}{8}$ " (10.5 cm)
LD3-2	4 $\frac{7}{8}$ " (12.4 cm)

### Wall Mounting Instructions

1. Drill the mounting holes for the brackets.
2. Install the mounting screws into the brackets.
3. Align the brackets on the dispenser with the wall-mounted brackets.
4. Slide the dispenser onto the wall-mounted brackets.



Outperform every day.™

www.vollrath.com

### The Vollrath Company, L.L.C.

1236 North 18th Street  
 Sheboygan, WI 53081-3201 U.S.A.  
 Main Tel: 800.624.2051 or 920.457.4851  
 Main Fax: 800.752.5620 or 920.459.6573  
 Customer Service: 800.628.0830  
 Canada Customer Service: 800.695.8560

### Technical Services

techservicereps@vollrathco.com  
 Induction Products: 800.825.6036  
 Countertop Warming Products: 800.354.1970  
 All Other Products: 800.628.0832



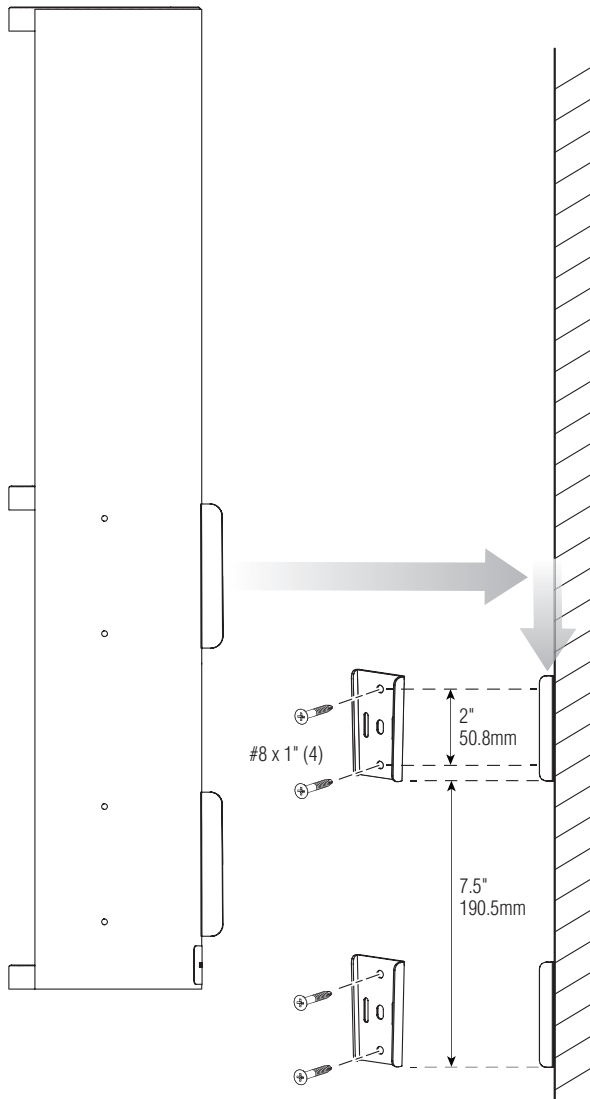
Outperform every day.™

# Feuille d'instructions

## Distributeur de couvercles à fixation murale/support rotatif

### Montage

- Fixation murale : voir ci-dessous.
- Support rotatif : voir les instructions d'assemblage du support.



Num. d'art.	Diamètre de couvercle maximum
LD2-2	4 $\frac{1}{8}$ " (10.5 cm)
LD3-2	4 $\frac{7}{8}$ " (12.4 cm)

### Instructions de fixation murale

1. Percez les trous de fixation des supports.
2. Installez les vis de fixation dans les supports.
3. Alignez les supports du distributeur sur les supports fixés au mur.
4. Glissez le distributeur sur les supports fixés au mur.



Outperform every day.™

www.vollrath.com

### The Vollrath Company, L.L.C.

1236 North 18th Street  
 Sheboygan, WI 53081-3201 États-Unis  
 Standard : 800.624.2051 ou 920.457.4851  
 Télécopieur : 800.752.5620 ou 920.459.6573  
 Service clientèle : 800.628.0830  
 Service clientèle Canada : 800.695.8560

### Services techniques

techservicereps@vollrathco.com  
 Produits à induction : 800.825.6036  
 Réchauds de comptoir : 800.354.1970  
 Tous les autres produits : 800.628.0832



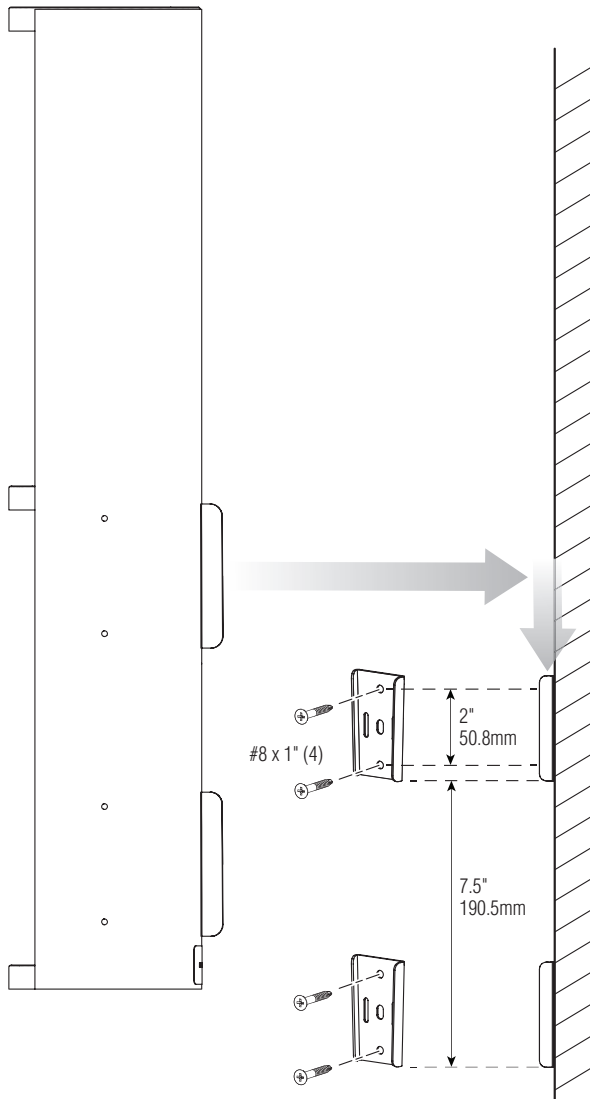
Outperform every day.™

# Hoja de instrucciones mural

## Dispensador de tapas montado en la pared/pedestal

### Montaje

- Mural: Vea más abajo.
- Pedestal giratorio: Consulte las instrucciones de montaje del pedestal giratorio.



Núm. art.	Diámetro máximo de la tapa
LD2-2	4 $\frac{1}{8}$ (10,5 cm)
LD3-2	4 $\frac{7}{8}$ (12,4 cm)

### Instrucciones de montaje mural

1. Perfore los orificios de montaje de los soportes.
2. Instale los tornillos de montaje en los soportes.
3. Alinee los soportes en el dispensador con los soportes montados en la pared.
4. Deslice el dispensador por los soportes montados en la pared.



Outperform every day.™

www.vollrath.com

### The Vollrath Company, L.L.C.

1236 North 18th Street  
Sheboygan, WI 53081-3201 EE. UU.  
Tel. principal: 800.624.2051 ó 920.457.4851  
Fax principal: 800.752.5620 ó 920.459.6573  
Servicio al cliente: 800.628.0830  
Servicio al cliente en Canadá: 800.695.8560

Servicios de asistencia técnica:  
techservicereps@vollrathco.com  
Productos de inducción: 800.825.6036  
Productos de calentamiento para mostrador:  
800.354.1970  
Todos los demás productos: 800.628.0832